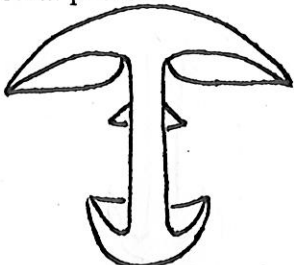
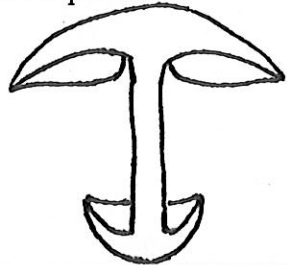
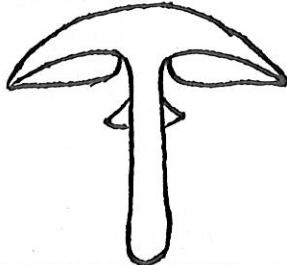
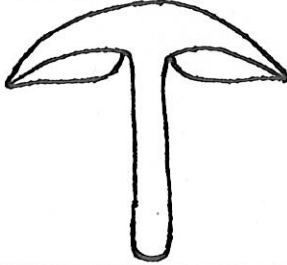
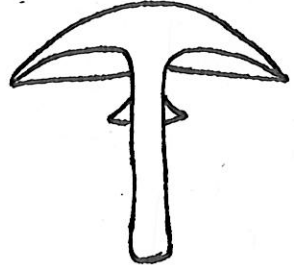




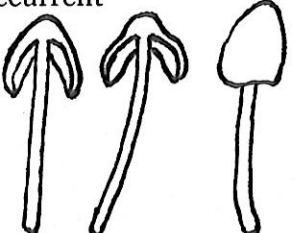





**Stature Types of Gilled Mushrooms, the agarics, adapted from Largent 1986.**  
 The combinations of features place mushrooms into "stature types" that help with identification.

Free or finely attached gills (nearly free) <span style="float: right;">www.mycoguide.com</span>			
<p><b>Amanitoid</b>                      Annulus: present                      Volva: present</p> 	<p><b>Vaginatoid</b>                      Annulus: absent                      Volva: present</p> 	<p><b>Lepiotoid</b>                      Annulus: present                      Volva: absent</p> 	<p><b>Pluteotoid</b>                      Annulus: absent                      Volva: absent</p> 
Attached gills and a central fleshy – fibrous stem. Only the first type has an annulus.			
<p><b>Armillarioid</b>                      Annulus: present                      Gill attachment: various</p> 	<p><b>Tricholomatoid</b>                      Gill attachment: sinuate</p> 	<p><b>Naucorioid</b>                      Gill attachment: adnate, adnexed or emarginate</p> 	<p><b>Clitocyboid</b>                      Gill attachment: decurrent or subdecurrent</p> 
Attached gills and a central cartilaginous stem. Only the first type has an annulus.			
<p><b>Galerinoid</b>                      Annulus: present                      Pileus and gills variable</p> 	<p><b>Mycenoid</b>                      Pileus: conic to campanulate                      Margin: decurved at first                      Gills: variable but not decurrent</p> 	<p><b>Collybioid (Gymnopus)</b>                      Pileus: convex                      Margin: incurved to inrolled at first                      Gills: variable but not decurrent</p> 	<p><b>Omphalinoid</b>                      Pileus: broadly convex to plane and at times umbilicate                      Margin: variable                      Gills: decurrent or subdecurrent</p> 
<p>Stem attachment is eccentric or lateral, or the stem is absent                      Rarely has a veil.</p>	<p><b>Pleurotoid</b></p> 		

Fibrous, or fleshy fibrous stipes are generally relatively thick; when broken it will leave a "ragged edge." A cartilaginous stipe is usually thinner and "breaks with a firm split when bent in two, similar to cartilage." Or it bends without breaking.

David L. Largent. 1986. How to Identify Mushrooms to Genus I: Macroscopic Features. Mad River Press.  
 Note: find the Revised Edition of 166 pages. The first printing was a shorter 80 pages.

Gilled Mushroom Genera of **Chicago Region**, by stature type and spore print color. Patrick Leacock – June 2016

Stature Type	Pale spores = white, buff, cream, pale green to olive, pale lilac, pale pink, yellow to pale orange	Pinkish spores = salmon, pinkish brown	Brown spores = orange, yellowish brown, rust brown, cinnamon, clay brown	Dark spores = dark purplish brown, chocolate brown, smoky, black
Amanitoid	Amanita			[Agaricus]
Vaginatoid	Amanita	Volvariella, Volvopluteus		[Agaricus, Coprinus+]
Lepiotoid	Amanita, Lepiota+, Limacella			Agaricus, Coprinus+
Pluteotoid	[Amanita, Lepiota+] Limacella	Pluteus, [Volvariella]	Bolbitius	[Agaricus], Coprinus+
Armillarioid	[Amanita], Armillaria, Hygrophorus, Limacella, Neolentinus, Pleurotus, Tricholoma		Agrocybe, Cortinarius, Cyclocybe, Gymnopilus Hebeloma, Hemipholiota, Hemistropharia, Inocybe, Pholiota	Coprinus+, Hypholoma, Lacrymaria, Stropharia
Tricholomatoid	Clitocybe, Hygrophorus, Laccaria, Lactarius, Lyophyllum, Megacollybia, Melanoleuca, Russula, Tricholoma, Tricholomopsis	Entoloma	Cortinarius, Hebeloma, Inocybe, Pholiota	
Naucorioid	Clitocybe, Hygrophorus, Hypsizygos, Laccaria, Lactarius, Rhodocollybia, Rugosomyces, Russula, Tricholoma	Entoloma	Agrocybe, Cortinarius, Hebeloma, Gymnopilus, Pholiota, Simocybe	Hypholoma
Clitocyboid	Ampulloclitocybe, Armillaria, Cantharellus, Clitocybe, Hygrophoropsis, Hygrophorus, Laccaria, Lactarius, Lactifluus, Lentinus, Leucopaxillus, Lyophyllum, Omphalotus, Panus, Russula	Clitopilus	Paxillus, [Pholiota], Phylloporus, Tapinella	
Galerinoid			Galerina, Pholiotina, Tubaria	Coprinus+, Panaeolus, Psathyrella, Psilocybe, Stropharia
Mycenoid	Gliophorus, Hygrocybe, Hygrophorus, Macrocystidia, Marasmius, Mycena	Entoloma	Bolbitius, Conocybe, Galerina, Panaeolina, Tubaria	Coprinus+, Panaeolus, Psathyrella, Psilocybe, Stropharia
Collybioid	Asterophora, Callistosporium, Caulorhiza, Collybia, Connopus, Crinipellis, Cyptotrampa, Flammulina, Gliophorus, Gymnopus, Hygrocybe, Hymenopellis (Xerula), Marasmius, Mycetinis, Rhizomarasmius, Rhodocollybia, Tetrapyrgos, Xeromphalina	Entoloma	Bolbitius, Flammulaster, Psathyrella, Simocybe	Bogbodia, Cystoagaricus, Panaeolus, Psathyrella, Psilocybe
Omphalinoid	Arrhenia, Clitocybula, Cuphophyllum, Gliophorus, Hygrocybe, Marasmiellus, Marasmius, Pseudoarmillariella, Resinomycena, Rickenella, Xeromphalina		Tubaria	Psilocybe
Pleurotoid	Lentinellus, Lentinus, Panellus, Panus, Phyllostopsis, Pleurotus+, Resupinatus, Rhodotus, Sarcomyxa, Schizophyllum	Clitopilus (Rhodocybe), Entoloma, Phyllostopsis	Crepidotus, Paxillus, Simocybe, Tapinella	

Coprinus+ = Coprinus, Coprinellus, Coprinopsis, Parasola

Entoloma = Entoloma in the broad sense (includes Alboleptonia, Claudopus, Eccilia, Inopilus, Leptonia, Nolanea, Pouzarella)

Lepiota+ = Chlorophyllum, Cystolepiota, Echinoderma, Lepiota, Leucoagaricus, Leucocoprinus, Macrolepiota

Pleurotus+ = Cheimonophyllum, Hohenbuehelia, Hypsizygos, Pleurotus, (Pleurocybella on conifer, not recorded for Chicago)